

BANDAGEHOUSE

Setouchi Triennial 2013 (瀬戸内国際芸術祭 2013)
室生（むろう）海岸倉庫

Min Seob Ji
Address: Lengenfeld Str. 64
70771 Leinfelden-
Echterdingen
Germany
Email: daejeonji@gmail.com
daejeonji@web.de
H.P: ++49(0)176-22842224

Project house

Address:

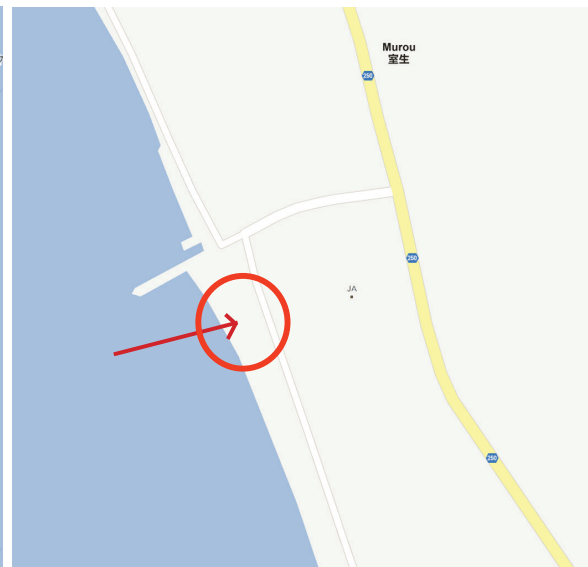
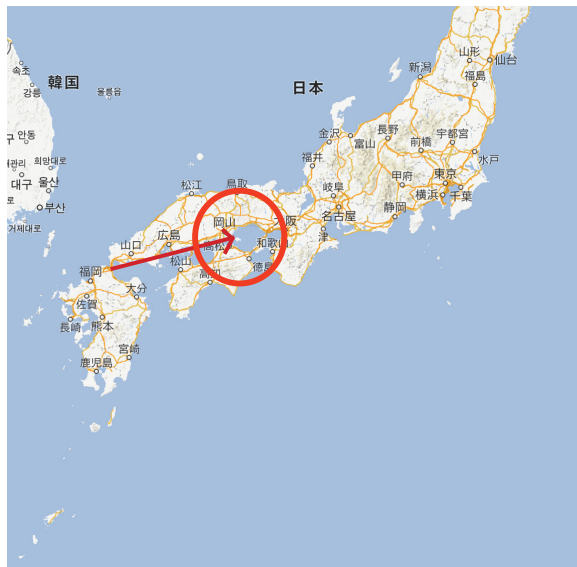
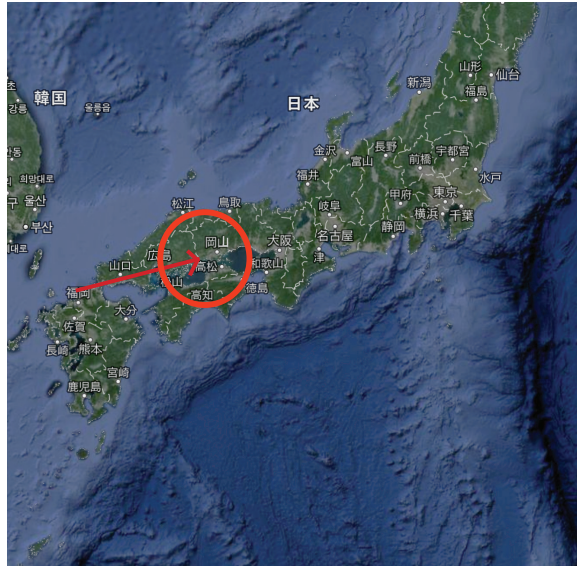
Shodoshima-Cho, Shozu-Gun, Prefektur Kagawa, Japan

(日本 香川県小豆郡小豆島町室生 むろう 海岸倉庫)

Realization period

May. 2013 - July 2013

Project house place from satellite



Research : 19th. May - 20th. May 2012

View from outside



View from inside



Concept : Bandagehouse

When I visited the empty house "室生（むろう）海岸倉庫" in Shodoshima, it reminded me of my parents house in a small village where I had lived there with all my family by 8 years old. When I was 15 years old, the parents house became empty because my family moved to a city after the death of my father and grandfather.

One day I realized that the empty house looked so sad and lonely. Most of doors and windows were broken and many unknown plants were growing on the frontyard of the house. I haven't forget that feeling until now.

From the empty house in Shodoshima I got those feeling again. At my first visit to Shodoshima, I'd like to cure the house of the sadness and loneliness. But I realized that I was absorbed into the house unconsciously. Now I know that I cannot cure the house but I can be with it. I became a island, Shodoshima.

Conceptualization



Bandage



shodoshima. 2012

Model





Presentation and performance

- Place : ふるさと村 夢想館2F, 小豆島, 日本

- Time : 11th. August - 19th. August 2012

Presentaion view



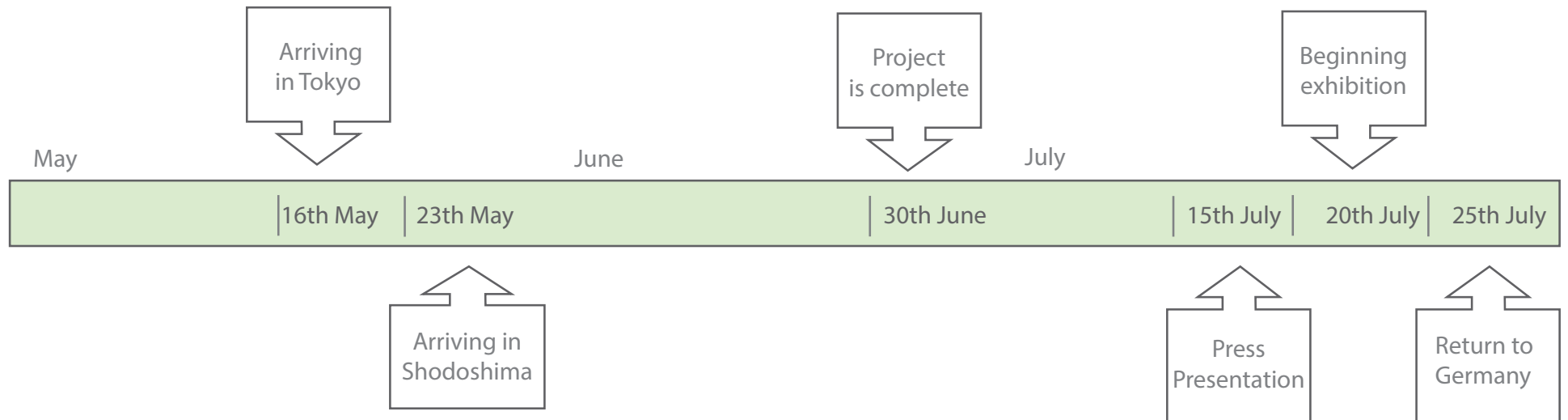
Performance view



Realizing schedule

Period	Content
Januar 2013 ~ May 2013	The contact with house owner, local vendors and art festival organizer (Befor and during the project realization, the negotiation between artist, houseowner and art festival organizer is very important. All conditions and permissions for the project in the house must be explained. So the contact information exchange between them must be don ASAP)
May 2013 ~ July 2013 or June 2013 ~ July 2013	Project realizing will be done by artist himself

Time line in Shodoshima



Details of schedule

Period	Process	Content
16th May	Arriving in Japan	- 17:35 Arriving in Narita Airport - Staying in Sakura Youth Hostel (16th-22nd May)
16th - 22th May	Buying white textile	- Testing textile under black light(a shop in Nippori, Tokyo) - Ordering white textile circa 9 km - Delivery from Tokyo to Shodoshima (checking the delivery period and cost) - The contact information (Home & Email address, Hand phone number) of project house owner, local office, local carpenter, local volunteer etc. and setting date and time for the meeting with them - with James & Wataru in Geidai
	DVD player & projector	- Landing projecting instruments from Geidai studio such as DVD player, projector(USB useable) and cable(circa 10m) # 3 instruments will be used in Shodoshima until exhibition opening(20th July)
23rd May	Arriving in Shodoshima	- Unpacking
24th -26th May	Checking project house	- Checking the house conditions and measuring its size(outside) - Information about the material shops in Shodoshima: Streets in map, phone number etc.
27th May - 2nd June	Meeting with local officer working for "2013 Setouchi triennial"	- Information of general schedule "2013 Setouchi triennial" relating to the project "Bandagehouse" - Discussing about the project schedule of "Bandagehouse" - Planning work schedule - With local volunteer or Geidai friends who can speak English(1 person)
	Meeting with project house owner	- Information about the condition of the project house: Limitations of changing house such as painting inside wall(black color) and frames of window & doors, lamps(black light), the electricity lines etc. - Receiving the entrance key from house owner - Checking the house conditions and measuring its size(inside) - Planning work schedule - With local volunteer or Geidai friends who can speak English(1 person)

	Meeting with carpenter	<ul style="list-style-type: none"> - Visiting project house together, checking house condition and listing necessary materials, instruments, needed volunteer number etc. - Lending plan of schaffolding for binding of in- and outside house: period, method, cost, the number of helper for building and transporting - Planning for attaching bandages - Lending plan of small instruments such as compressor, airbrush set, pneumatic nailer(nail gun)etc. - Methods of making frames of fixing white textile on windows & doors(out-and inside) - Information & plan of building of concrete fundament and metal poles(circa 7m) for black light: cost, deliery dates and searching shops for buying - Electricity cable laying plan for in-and outside black lights: th length, art and cost of cable, the technical possibility of automatic turn on/off function - Planning work schedule - With local volunteer or Geidai friends who can speak English(1person)
	Receiging delivery	- The delivery of "White textile" from Tokyo
3 rd June	Changing the details of project schedule	- Making new work time lines and schedule
4 th - 9 th June	Buying, ordering, transporting and lending	<ul style="list-style-type: none"> - Paint, painting tools - Poles for black lights - Instruments such as compressor, airbrush set, pneumatic nailer(nail gun) etc. - With local volunteers who can drive a car(1person)
10 th - 14 th June	Receiving delivery	- The delivery of "Black lights" from Germany
	Cleaning house	<ul style="list-style-type: none"> - Cleaning house(in-and outside) - With local volunteers(2 person)
	Making frames	- With local carpenter
	Laying cable and changing lamps for black light(house inside)	<ul style="list-style-type: none"> - With electricity engineer - With local volunteer or Geidai friends who can speak English(1person)

	Building concrete fundament and laying cable for black light(House outside)	<ul style="list-style-type: none"> - Building concrete fundament:digging holes(60cm x 60cm x 60cm) → making wood frames(50cm x 50cm x 50cm) → pouring concrete paste into holes - Laying cable(house outside) - Digging narrow holes for laying 4 cables(circa 4m long, from house to poles) → laying cables into holes → grabbing cables - With local carpenter - With electricity engineer - With volunteers who can help carpenter and electricity engineer(2 person)
# Building panels for inside painting(if it is needed), work period(about 7 days) will be extended		
14 th - 16 th June	Building scaffolding (in- and outside)	<ul style="list-style-type: none"> - With local carpenter - With volunteers who has experience in building scaffolding(4 persons)
	Fixing black light poles to concrete fundaments	<ul style="list-style-type: none"> - With local carpenter - With electricity engineer - With volunteers who can help fixing poles(2persons)
17 th - 24 th June	Painting inside walls	- With volunteers who can use airbrush and paint on the walls(2 persons)
	Attaching bandages (house in- and outside)	- With volunteers who can climb scaffolding and attaching bandage(5 persons)
25 th - 28 th June	Removing scaffoldinghouse in- and outside)	<ul style="list-style-type: none"> - With local carpenter - With volunteers who has experience in removing scaffolding(4 persons)
	Returning instruments	- With volunteer who can drive a car(1 person)
	Cleaning house	- With local volunteer(1 person)
29 th - 30 th June	Checking project house	- Binding, lamps, windows, doors etc.
1 st - 4 th July	Checking budget plan and meterial receipts	- Analyzing of budget and calculating every receipts
5 th - 10 th July	Preparing press Presentation	<ul style="list-style-type: none"> - Making documents for press presentation(powerpoint, indesign) - With local volunteer or Geidai friends who can speak English
15 th July	Press Presentation	- Documentation of press presentation(photographs, press articles, films etc.)

Expected Budget

Date : Dec. 2012

Project : BANDAGEHOUSE

Place: Shodoshima, Shozu District,
Prefektur Kagawa, Japan

室生（むろう）海岸倉庫

Total amount : circa 1,346,525¥

Category		Cost
Return ticket for trip (from Germany to Shodoshima, Japan)	Air plane (from Frankfurt ,Germany to Narita, Japan)	90,000 ¥
	Shinkansen, Bus (from Tokyo to Okayama port)	40,000 ¥
	Ship (from Okayama port to Shodoshima)	2,000 ¥
Accommodation	2 months	circa 234,000 ¥
Project realizing		980,525 ¥
Total		circa 1,346,525 ¥ (85.80¥/1USD, Wednesday, Dec 27, 2012)

Budget plan 1

Money source	Amount
Setouch Art Festival	700,000 ￥
Sponsors from art organizations	646,525 ￥
Total project cost	1,346,525 ￥

Until June 2013, the application for the financial sponsors will be done by artist. If the lack of budget(646,525 ￥) can be supported by sponsors, the project will be realized according to the budet plan 1.

Budget plan 2

Money source	Amount
Setouch Art Festival	700,000 ￥
Sponsored tools from local vendors in Shodoshima	circa 271,275 ￥
Artist(Min-Seob Ji)	375,250 ￥
Total project cost	1,346,525 ￥

If any financial supporter for the project will not be found, artist will try to find a way to realize the project according to buget plan 2

Artist will try to find local vendors who can give him tools such as 仮設足場 (内部),コンプレッサー、エアタッカー充電式防じんマルノコ etc. and help him for free.

Artist himself will pay every trip ticket(airplane, shinkansen, bus, ship etc.) and accommodation cost in Shodoshima

1. Budget for buying outside lamps :

工事区分、工種、種別、税別	単位	数量	単価	金額
屋外照明 FHF32×1（ブラックライト）	台	4.0	50,000	200,000 ¥


2. Budget for binding material

Category	Cost
Product	2430 USD
Delivery	circa 3740 USD
Total Amount	circa 6170 USD

-Material : Polyester webbing roll

-Size : 70mm(width) x 9 Km(length) x 1.5 mm(thickness)

-Produced by: Zhejiang all-Lifting Co., Ltd
 Address: 185 Yufeng Street, XinAn Town,
 Deqing, Zhejiang, China
 Tel.: +86-572-8463959
www.all-lifting.com



★The binding material must have enough strength under extreme weather condition such as typhoon, rainy season in Shodoshima.

-Product cost

Name	Material	Colour	Size	Q.ty	Unit cost	Amount
Webbing	Polyester	Normal white	70mmx1.5mm (Widthx Tichness)	9 Km (Length)	0.27 USD/m	2430 USD
Total Amount	2430 USD					

-Delivery cost

Category		Cost
Delivery Sanghai, China to Osaka, Japan by sea		by Company, (Zhejiang all-Lifting Co., Ltd)
Customs clearance in Japan	Customs clearance	circa 150 USD
	Forwarder handling charge	circa 125 USD
	THC	circa 25 USD
	CFS	circa 50 USD
	Document fee	circa 65 USD
	D/O charge	circa 125 USD
	Trucking charge from port to address	circa1300 USD
	Import duty	circa 900 USD
	Import consumption charge (VAT)	circa 900 USD
Transportation from Osaka to Shodoshima		circa 100 USD
Total Amount		circa 3740 USD

3. Budget for:

- 1) Building the scaffolding constructure and binding (outside)
- 2) Building 4 lamps (outside)
- 3) Painting and binding (inside)

御 見 積 書

見 積 金 額 980,525¥

上記の通り御見積書申し上げます

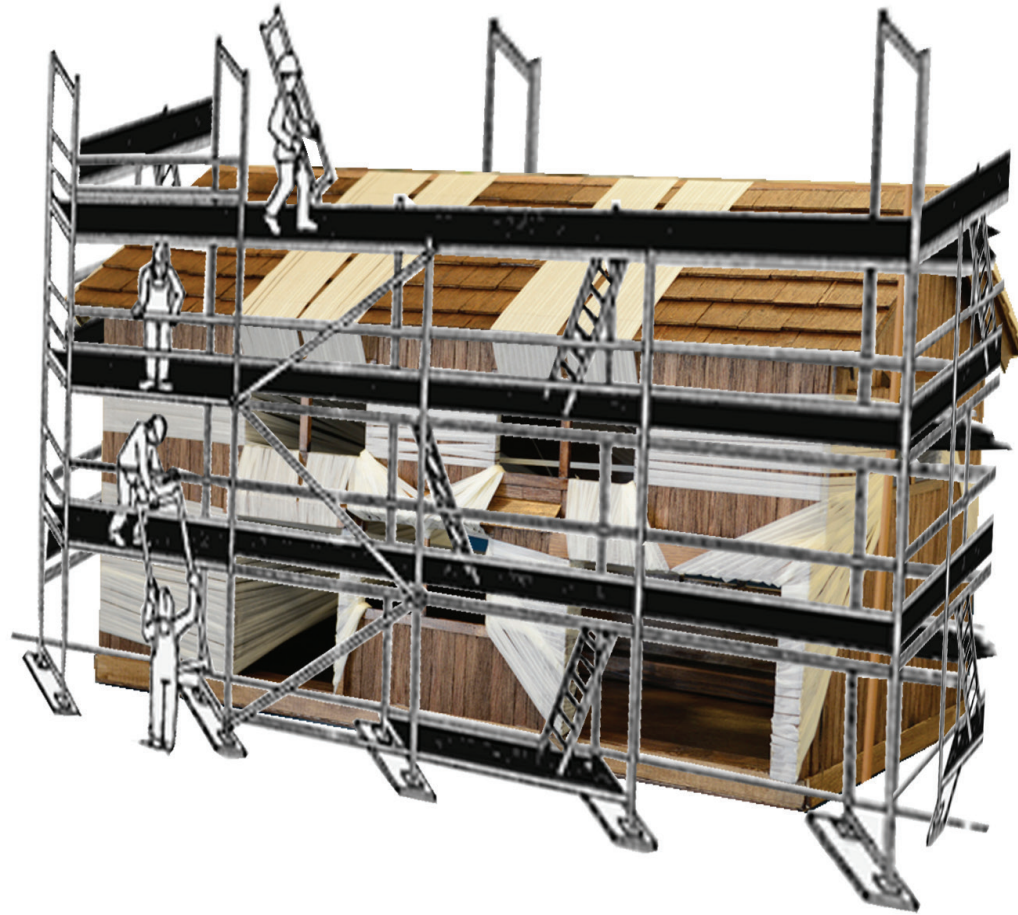
工 事 名：小豆島 AIR プロジェクト／瀬戸内国際芸術祭 2013 プランニング

工事場所：室生（むろう）海岸倉庫

工事期間：_____

工事区分、工種、種別、税別		規格	単位	単価	数量	金額
仮設足場(内部)設置、撤去			式	45,000¥	一式	45,000¥
ラワンベニヤ(合板)設置		2.5mm×1230mm×1830mm	枚	1,000¥	220枚	220,000¥
エアコンプレッサ			式	152,250¥	一式	152,250¥
エアタッカ			式	38,850¥	一式	38,850¥
エアタッカ用ステーブル			式	499¥	50式	24,950¥
充電式防じんマルノコ			式	35,175¥	一式	35,175¥
倉庫内部塗装	インテリアカラー リビング&ベッドルーム (ブラックつや消し)	5L, 36～43m2	式	6930¥	10式	69,300¥
	ロイヒカラーネオ(油性蛍光塗料)	16 Kg	台	94,500¥	一台	94,500¥
	EF外壁用塗装完壁セット		台	20,000¥	一台	20,000¥
上タック織ゴム		50mm x 30m	巻	2,730¥	50巻	136,500¥
天然ゴム糸		1mm x 300m	本	2,200¥	10本	22,000¥
屋内照明 FHF32×1(ブラックライト)			台	10,300¥	4台	41,200¥
★(今の器具に取り付けが可能でしたらもっと安くなります)						
配線取り付け			式		一式	30,800¥
諸経費			式		一式	50,000¥
総合計						980,525¥

1) Building the scaffolding constructure and binding (outside)

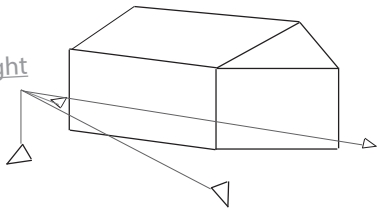


2) Building 4 lamps (outside)

Blacklight

4 lamps will be built at the outside of project house (4 lamps could be also built at the bottom, see under picture)

Blacklight



The 4 blacklight poles outside the house will be built by an architect company in Shodoshima(有限会社為藤工務店). The weather condition in Shodoshima can be changed very extreme under such as typhoon, summer rainy season, earthquake etc. This is the main reason why the poles must be built by experts.


3) Painting and binding (inside)

Before painting


- Painting will be done after house owner's permission. Otherwise it could be put up wall boards and paint those so it will be easy to return the shed to its original condition.



After painting



After painting & binding




Realization View


Inside (Day & Night)

水性反射塗料

ブラックライト




Outside (Day)



Outside (Night)

The binded webbing on the house will be illuminated by blacklight

Webbing will be painted with
reflective water color




Blacklight


Realisation

Unexpected problems

Making support constructure for the damaged beams by Termite(White ant)



Lights & Timecontroller installation



Checking electric capacity, installing air conditioner, changing discolored bandages



Work process

stairs



Inside first floor



Outside






Finished View

Inside







Outside(Day)



Outside(Night)





作家名: ジ・ミン・ソプ
作品名: 包帯の家

韓国出身, ドイツ在住

ここには、もう誰も住んでいない。
それは孤独で、人間の存在の欠如
を感じさせる。人が家を必要とす
るように、この家は人間を必要と
している。巻き付けられた包帯
は、まるで病人であるかのように、
この家の孤独を癒す。真っ白な室
内は、ここにかつて住んでいた人
々を思い起こさせる。

Name: Min Seob Ji
Title: Bandage House

Korean, Based in Germany

Nobody lives here any more. It
feels lonely, arising from the lack
of human presence. The house
needs human as human needs a
house. These attached bandages
cure the loneliness of this house as
if it were a patient.
The white interior allows a
moment to remember those
people who may have lived here.

Contact:

Home Address:

Germany

South-Korea

Atelier Address:

Lengenfeldstr. 64, 70771 Leinfelden-Echterdingen, Germany

110-301, Cheotmaeul Apt. 1-Danji, Hanso-Dong, Sejong-Shi, South-Korea

Künstlerhaus Stuttgart, Reuchlinstr. 4b, 70178, Stuttgart

Tel.

+49(0)176-22842224

E-Mail

daejeonji@web.de

daejeonji@gmail.com